

**Art. R063B+M063A**

**Miscelatore doccia incasso**

- 1 uscita da 1/2"
- maniglia
- ingressi da 1/2"
- isolamento acustico

**Parte esterna**

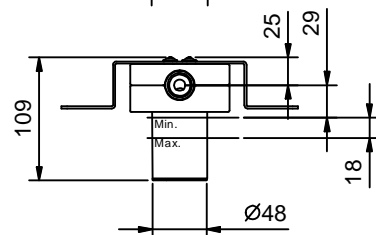
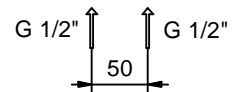
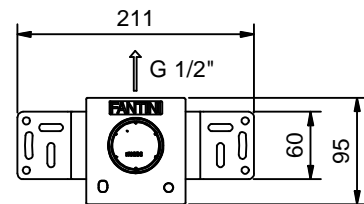
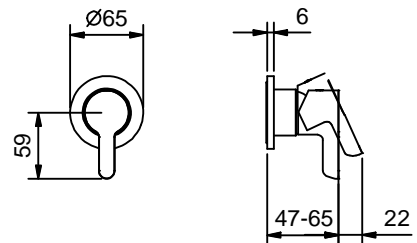
**Finiture:**

- Cromo** 53 02 R063B
- Nickel PVD** 53 95 R063B
- Matt Gun Metal PVD** 53 P5 R063B
- Matt British Gold PVD** 53 P6 R063B
- Matt Copper PVD** 53 P9 R063B

**Parte da incasso**

**Finiture:**

- 44 00 M063A



**Progetto:**

---



---

**Stanza:**

---



---

**Data:**

---



---

**Commento:**

---



---



---



---



---



---



---



---



---



---

**Certificazioni:**

